


# Quartz Series




## Quartz Field Tiles



Bamboo



Sahara Gold



Slate Grey



Dark Granite

**Exterior Field Tile Size:**  
24"x24"

**Matching Interior Tile Sizes:**  
24"x24", 12"x24" & 12"x12"

## Technical Data:

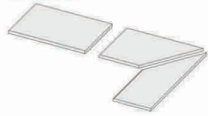
SHADE SPECTRUM	ANTRACITE	ANSI A 137.1:2012	A+B+C	Nat. Ret. □
	Moderate	WET DYNAMIC COEFFICIENT OF FRICTION	R11	20 mm
	High	DCOF > 0,42	SCIVOLITÀ SLIPPERY GRADE	SPESORE THICKNESS
	DIASPRO, PRASIO, MADERA			



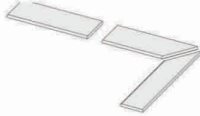


# Exterior Tile Finishing Pieces:

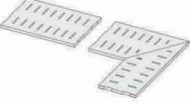
Grandone A  
12"x24"



Grandone B  
6"x24"



Grill A  
12"x24"



**DESIGNER TILE AND STONE USA**  
100 Newfield Avenue | Edison New Jersey 08837  
Phone: 732-225-1877 | Fax: 732-225-0660  
[www.designertilestone.com](http://www.designertilestone.com)